

# Nacaps – data collection in Germany



Dr. Kolja Briedis  
Barcelona, June 27th, 2024

**DZHW**

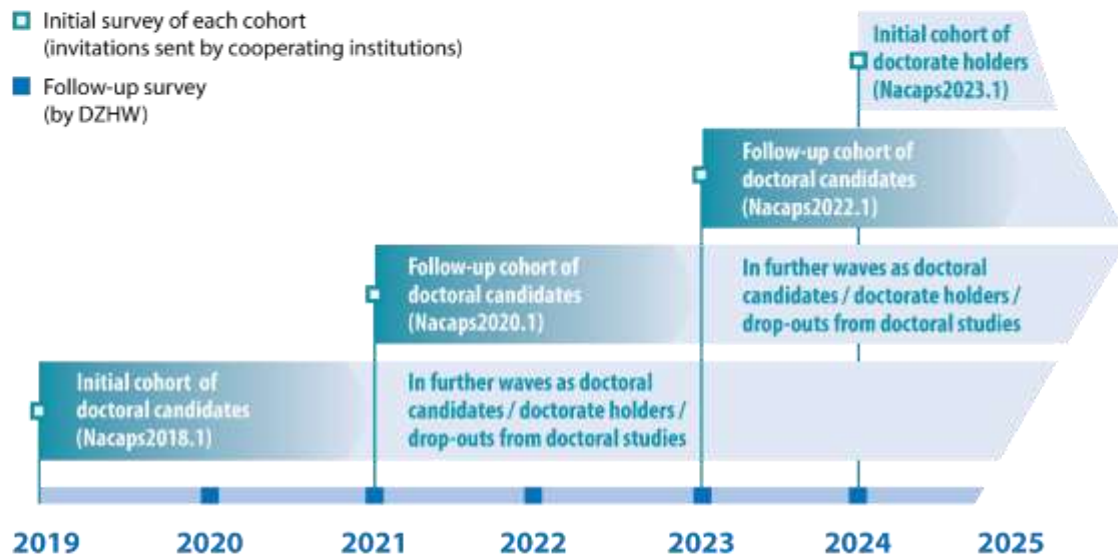
German Centre for Higher Education Research  
and Science Studies ■

# What is Nacaps?

- Longitudinal study on PhD-candidates and PhD-holders
- Regular surveys on doctoral conditions, career intentions and career paths
- Results are available for cooperating HEIs (data portal)
- Goals:
  - Monitoring for HEIs (quality management, steering)
  - Monitoring for national and international reporting
  - Delevering scientific data for researchers (SUF)
  - Avoiding parallel survey in a small field

# Design

- Initial survey of each cohort (invitations sent by cooperating institutions)
- Follow-up survey (by DZHW)

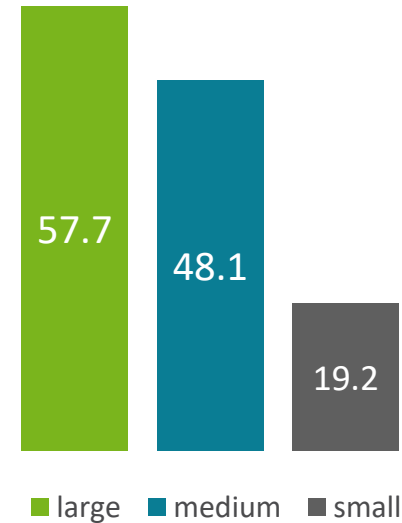


Research data as CUF and SUF available via the  
Research Data Centre for Higher Education Research and Science Studies (FDZ-DZHW)

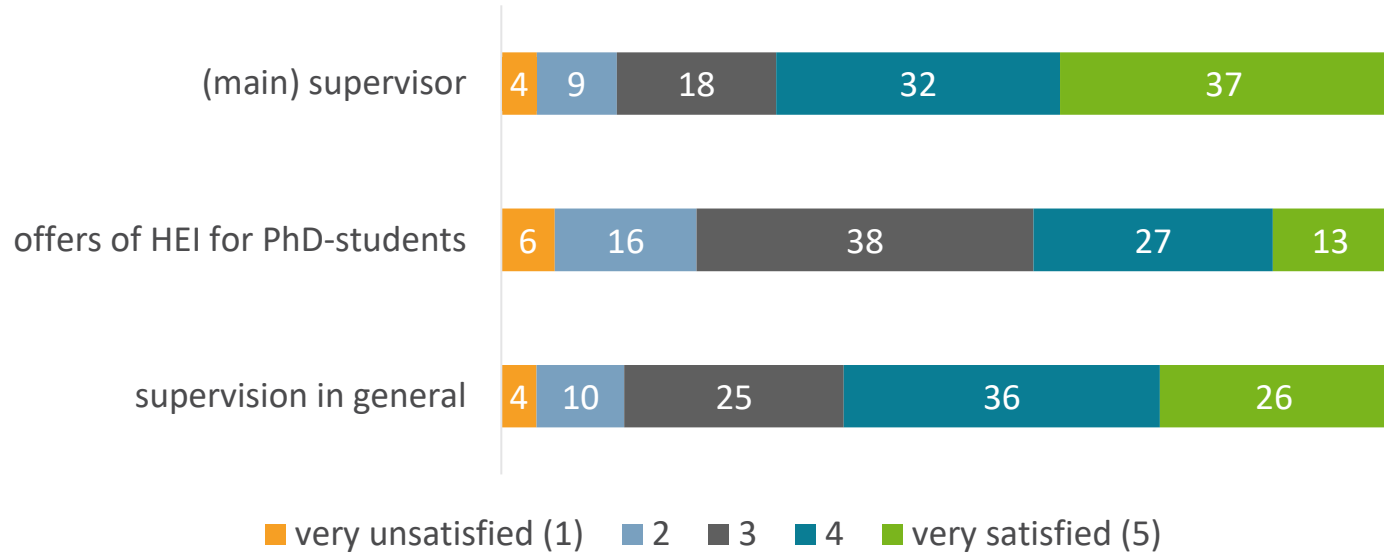
# Participation rates (in %)

- Between 55 and 70 HEIs taking part (app. 155 eligible)
- 15,000-24,000 respondents in 1st wave
- Response rate: 33.6-36.6%

Size of HEI (by number of professors)

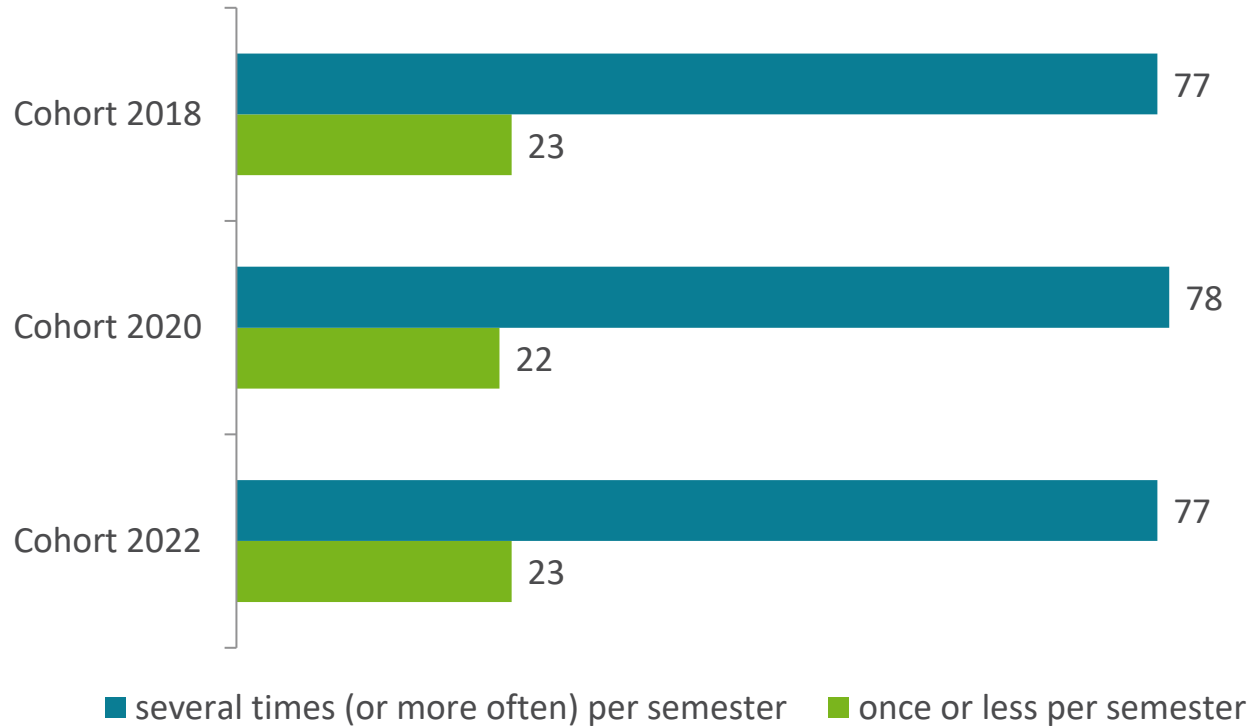


# Satisfaction with...

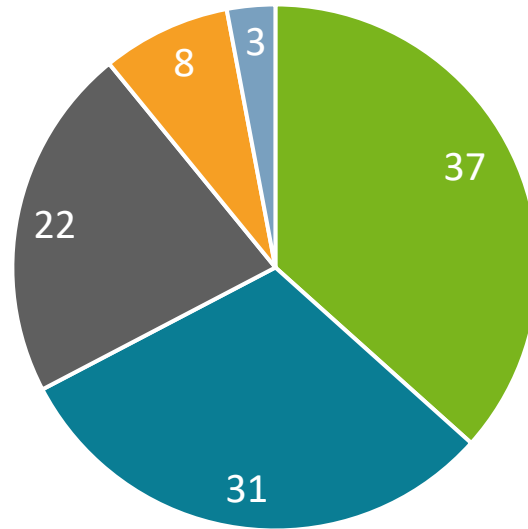


Data: Nacaps Prom2022.1 (Cohort 2020/2021)

# Contact with main supervisor



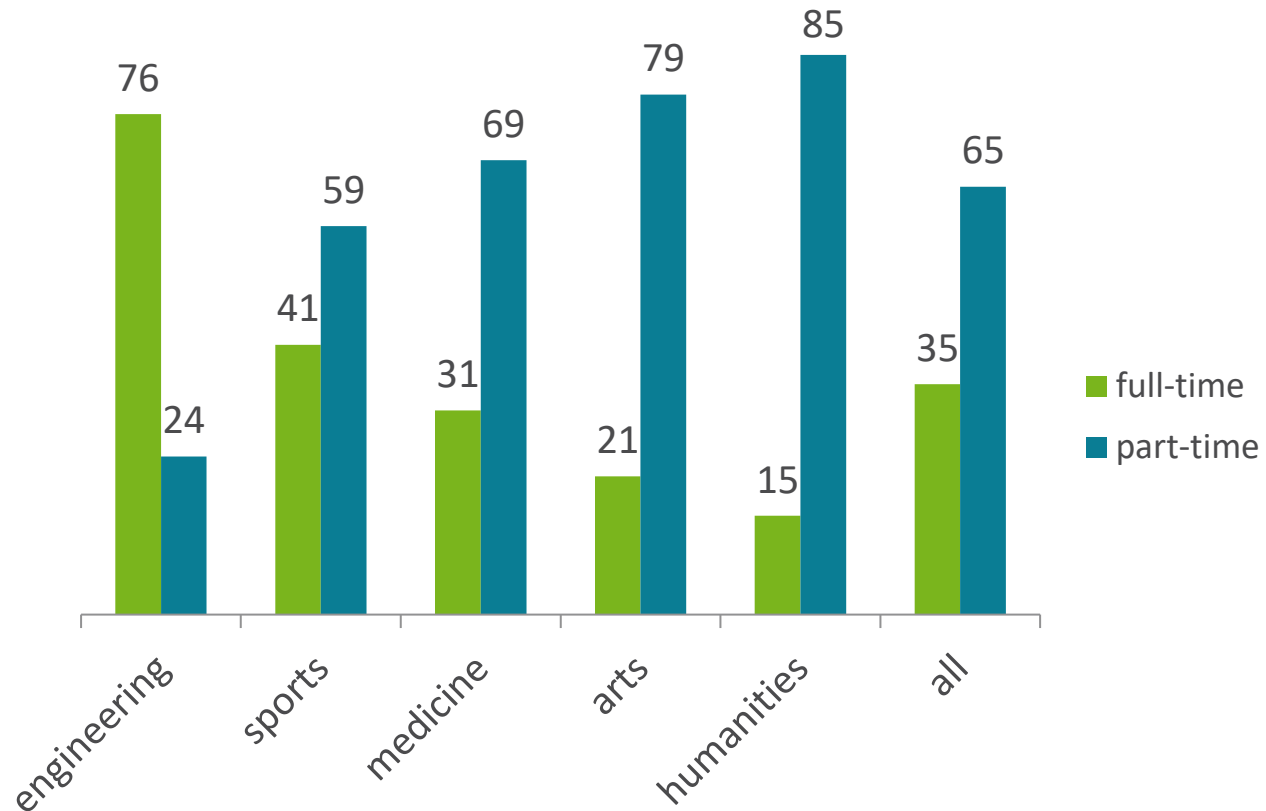
# Thoughts of dropping out



■ never ■ seldom ■ sometimes ■ often ■ permanently

Data: Nacaps Prom2022.1 (Cohort 2020/2021)

# Volume of employment



Data: Nacaps Prom2022.1 (Cohort 2020/2021)

Barcelona, 27/06/2024 | Nacaps

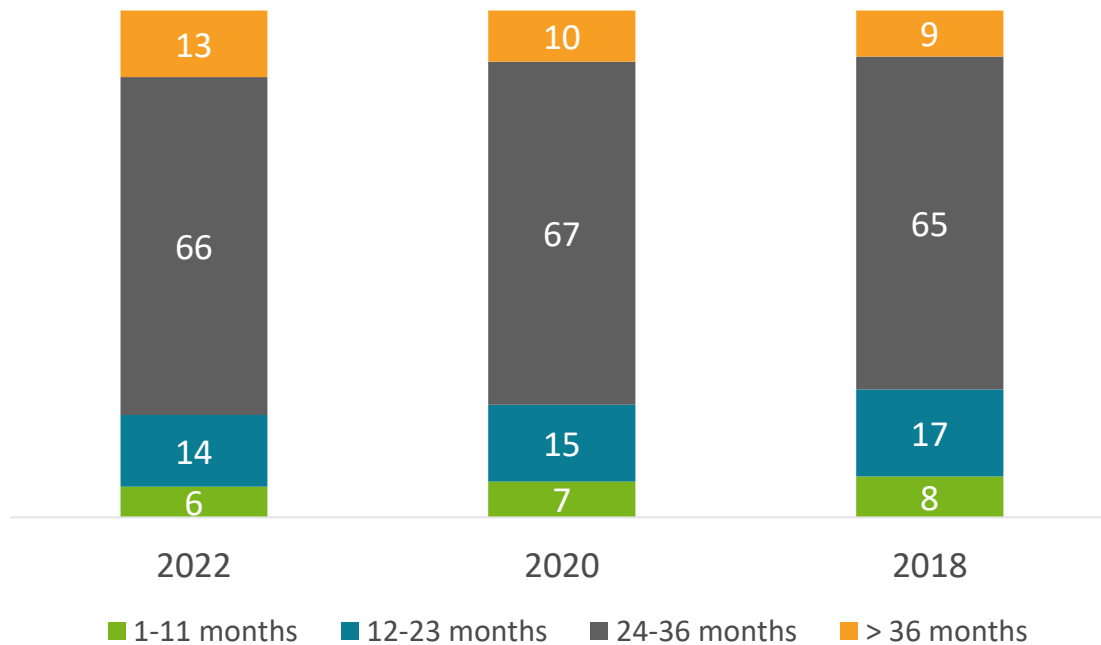


# Time for the PhD

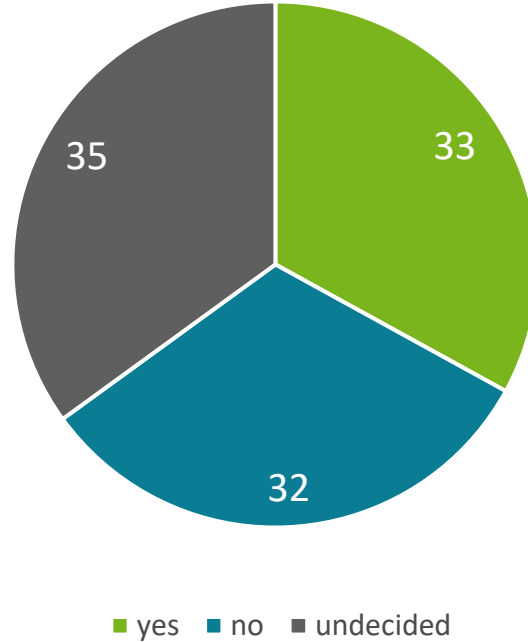
Subject	Volume of employment (in %)	Time spent working on the PhD (in hours/week)
Biology	68	35
Chemistry	62	34
Physics	68	31
Geosciences	69	25
Materials science	83	24
Mathematics	77	24
Medicine	66	24
Agriculture/forestry/veterinary medicine	62	23
Electrical engineering/computer science	91	21
Humanities	60	18
Social sciences/Verhaltenswissenschaften	67	17
Mechanical engineering	93	17
Civil engineering/architecture	82	16
<b>TOTAL</b>	<b>72</b>	<b>23</b>
	n=12,451	n=12,308

Data: Nacaps Prom 2018.1 (Cohort 2016/17)

# Duration of contracts



# Career goal: Professorship



Data: Nacaps Prom2022.1 (Cohort 2021/2022)

# Outlook

- Main challenges:
  - participation of HEIs
  - participation of PhDs
- Positive outcomes:
  - starting discussions on the (local) situation of PhDs
- Negative outcomes:
  - (too) strong focus on numbers
  - comparison between different subjects (forget about the specific needs and situation of the subjects)
- Prospect:
  - need to develop indicators: What do the data really tell?

Thank you!

[www.nacaps.de](http://www.nacaps.de)

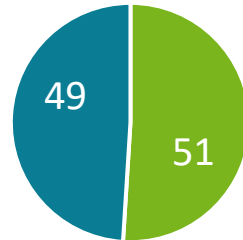
[www.nacaps-datenportal.de](http://www.nacaps-datenportal.de)

Kolja Briedis  
briedis@dzhw.eu



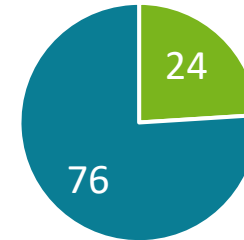
# Soziodemographie Nacaps 2020

Geschlecht (Verteilung in %)



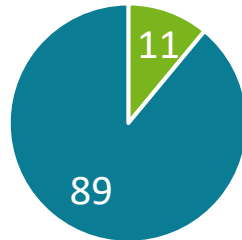
■ weiblich ■ männlich

Migrationshintergrund (in %)



■ mit ■ ohne

Elternschaft (Verteilung in %)



■ mit Kind ■ ohne Kind

→ keine Veränderungen gegenüber Nacaps 2018