



UNIwersytet
MEDYCZNY
W ŁODZI

4th EUA FUNDING FORUM

B A R C E L O N A



Frameworks that empower, universities that deliver
Ramon Llull University, Barcelona

REFORM ROUNDTABLE: EU funding reform roundtable

Lucyna A. Woźniak

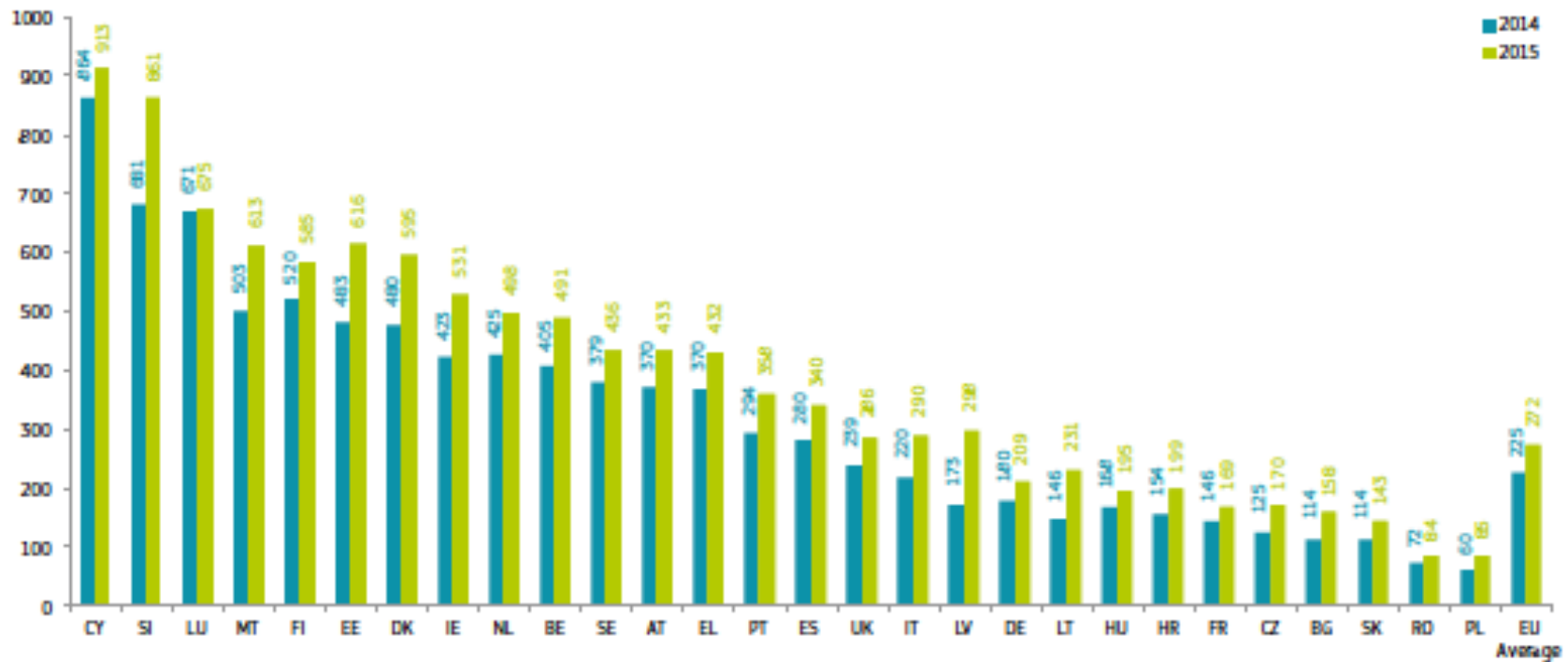


European
Commission

LAB – FAB – APP

www.umed.pl

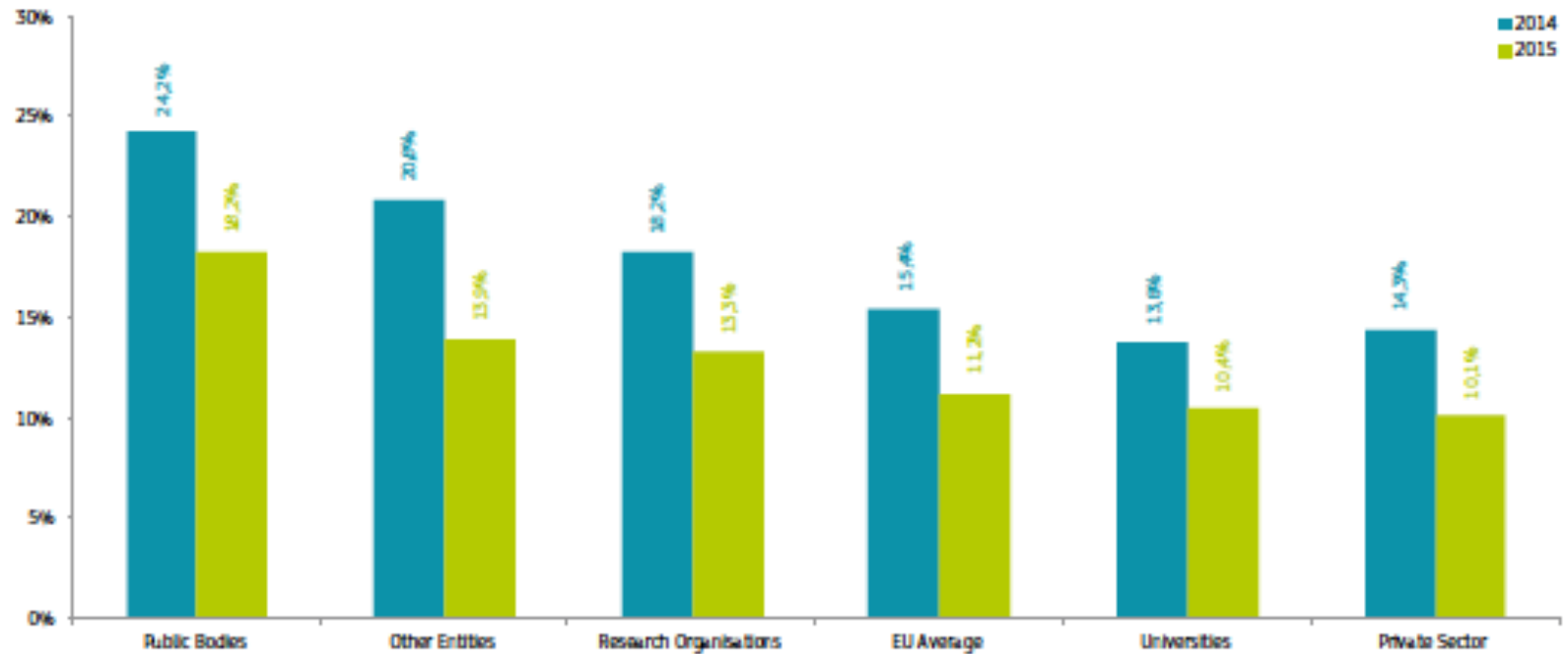
Application rate of Member States per inhabitant



This chart shows the number of applications per million inhabitants in 2014 and 2015. The average number of eligible applications per million inhabitants for the 28 Member States as a whole is 497 (225 in 2014 and 272 in 2015).

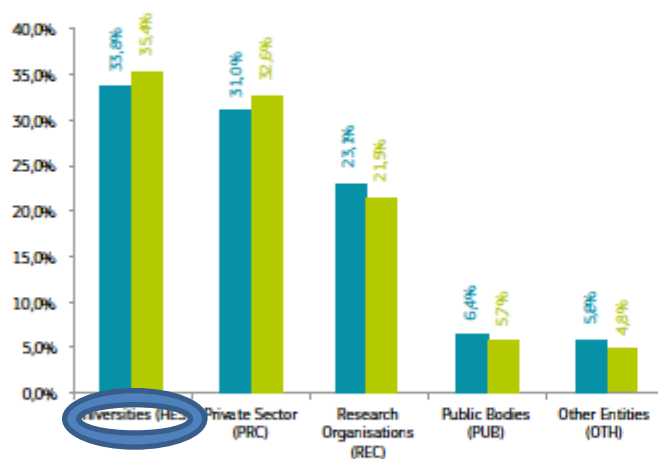
Note: Data on inhabitants from 2014 and 2015 (EuroStat)

Rate of successful applications from different sectors

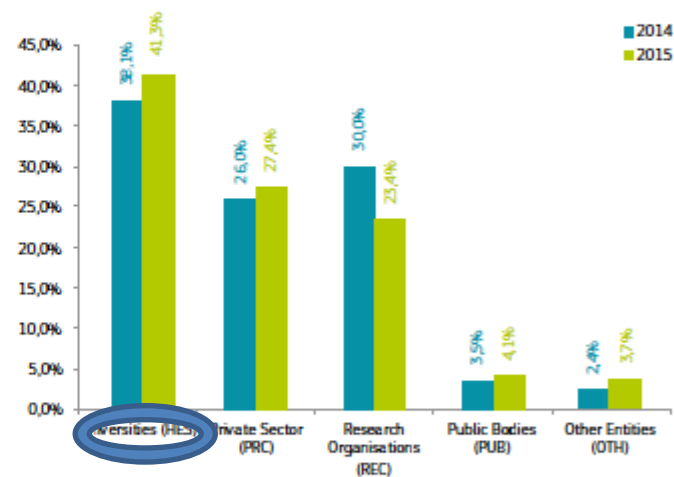


Since Horizon 2020 began, more than 39% of all applications came from university candidates, 35.2% from the private sector and 18.4% from research organisations. Although public bodies had the lowest application rate (3.5%), they had the highest success rate. This chart shows the success rate across the sectors.

Share of participation
per type of organisation



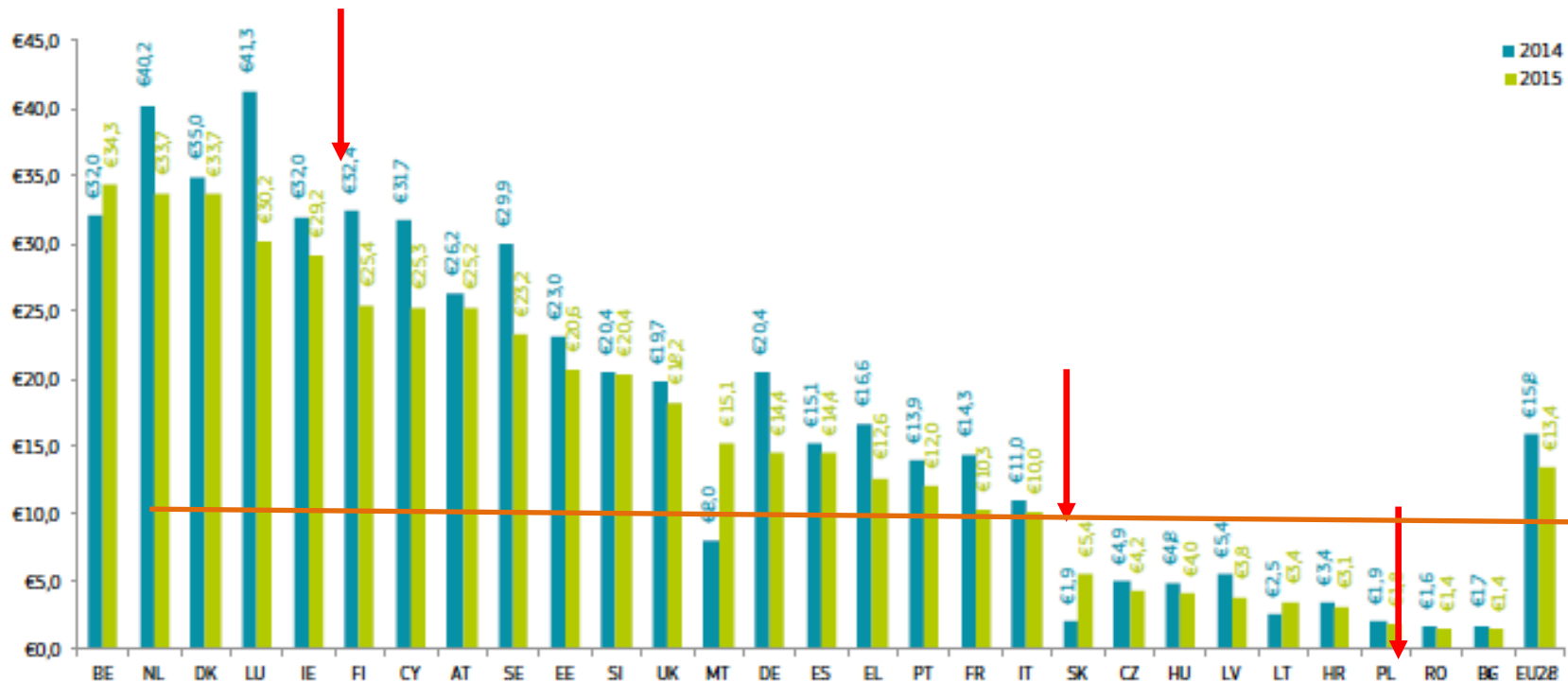
Share of EU financial contribution
per type of organisation



Universities remain in first place in terms of participation and funding received. Both universities and public bodies have had the highest increase in share of participation and financial contribution, whereas the share for research organisations has decreased.

Note: Please refer to Definitions of types of organisations in the glossary for more information.

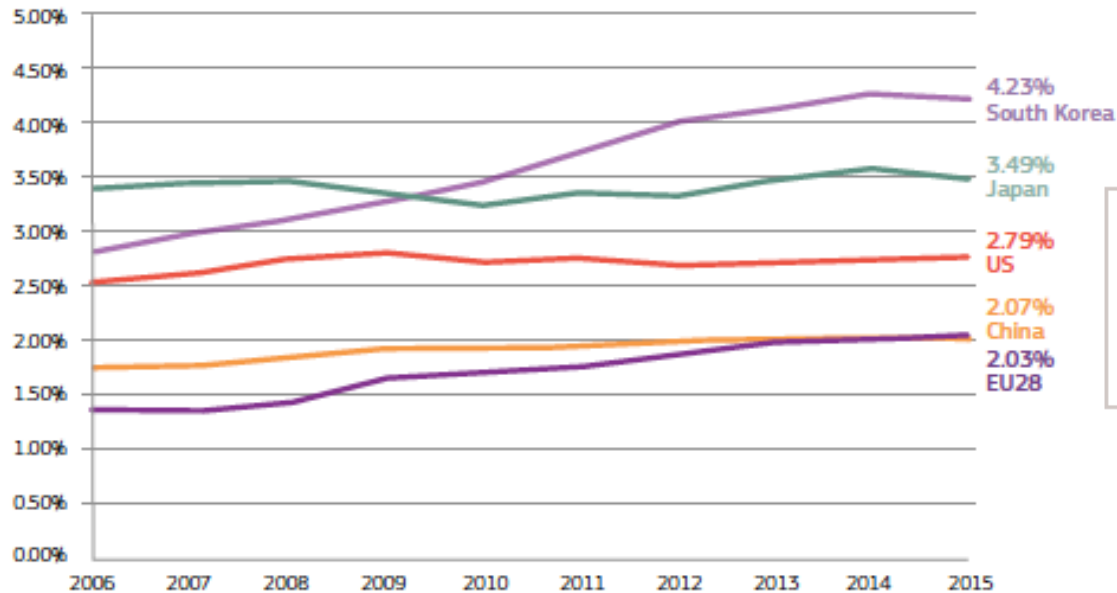
Funding per Member State per inhabitant



On average, €13.4 was allocated to EU research and innovation projects per inhabitant in 2015, slightly lower than the previous year (due to grants from calls in 2015 yet to be signed). Belgium, the Netherlands and Denmark received the highest share of funding per inhabitant in 2015, with Poland, Romania and Bulgaria receiving the lowest.

Note: Data on inhabitants from 2014 (EuroStat)

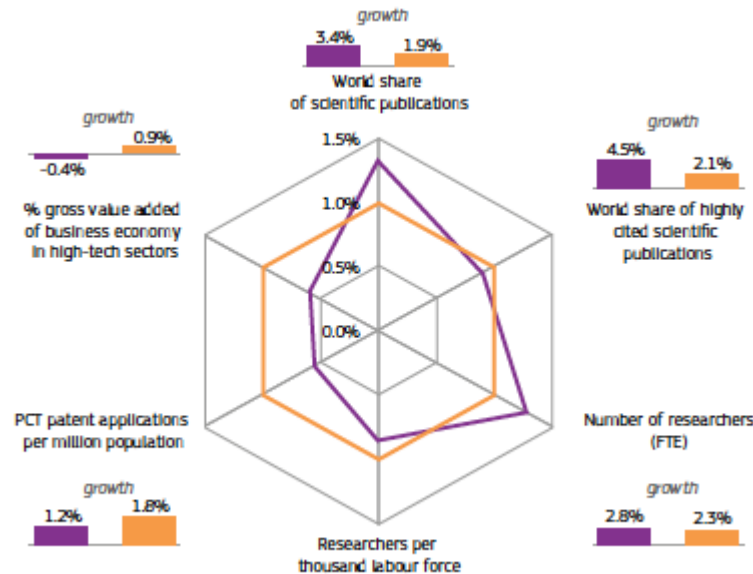
1. Prioritise research and innovation in EU and national budgets



Doubling the EU R&I budget post-2020 (i.e. €160 billion over seven years) is the bare minimum.

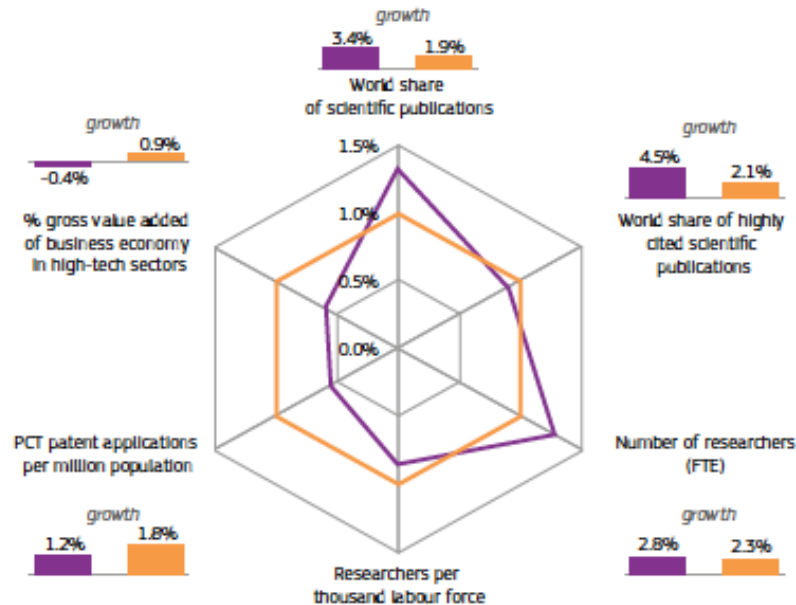
❖ Action: double the budget of the post-2020 EU R&I programme

2. Build a true EU innovation policy that creates future markets



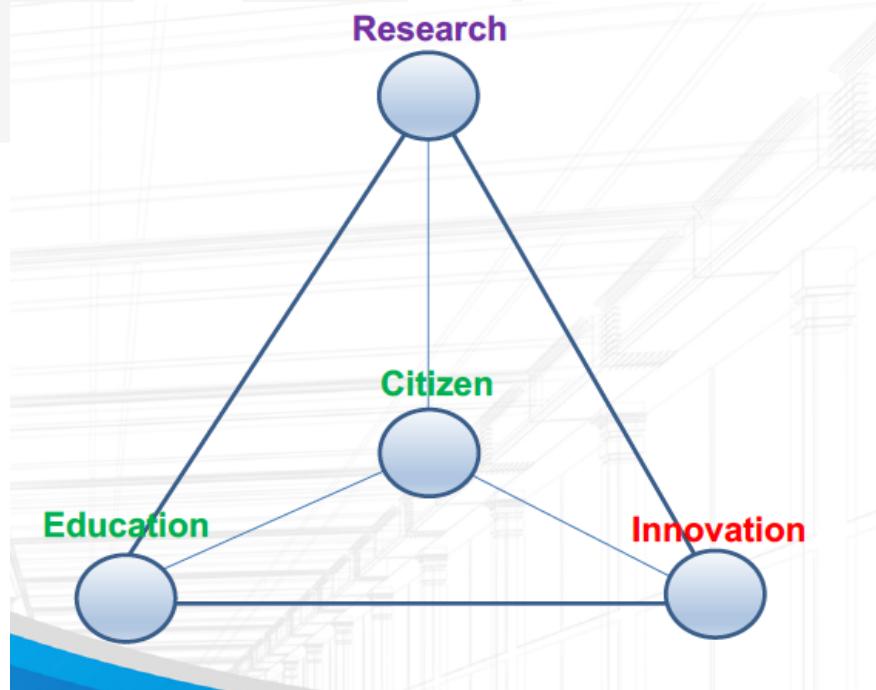
- ❖ Action: Foster ecosystems for researchers, innovators, industries and governments; promote and invest in innovative ideas with rapid scale-up potential through a EICouncil.

2. Build a true EU innovation policy that creates future markets



- ❖ Action: Foster ecosystems for researchers, innovators, industries and governments;
- ❖ Promote and invest in innovative ideas with rapid scale-up potential through a European Innovation Council.

3. Educate for the future and invest in people who will make the changes

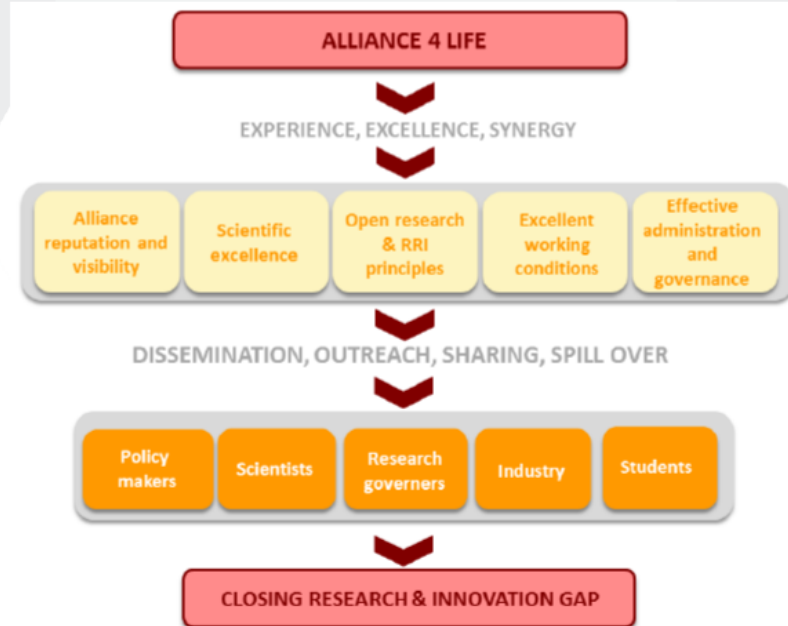


- ❖ Action: modernise, reward and resource the education and training of people for a creative and innovative Europe.

4. Design the EU R&I programme for greater impact

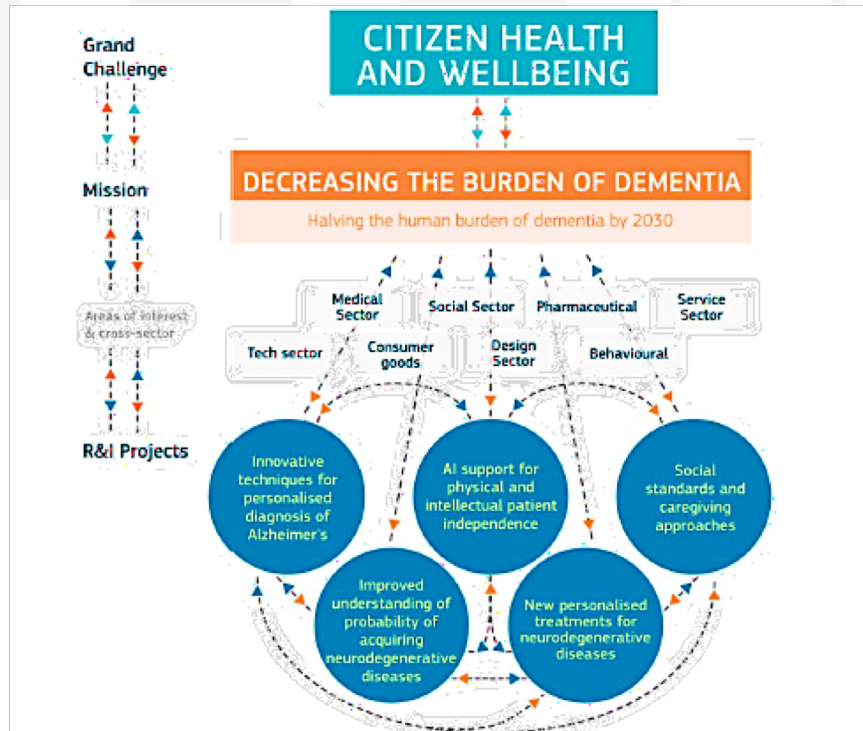
Alliance4Life aims

- First ever **bottom-up action** of EU-13 aimed at closing the health research and innovation divide through mutual learning, sharing practical experience and receiving feedback from high performing research institutions
- Ambition to serve as a **role model** for others



- ❖ Action: make the future programme's pillars driven by purpose and impact, retune the proposal evaluation system and increase flexibility.

5. Adopt a mission-oriented, impact-focused approach to address global challenges



Prof. Mariana Mazzucato
Mission oriented R&I in EU

- ❖ Action: set research and innovation missions that address global challenges and mobilise researchers, innovators and other stakeholders to realise them

6/7. Rationalise the EU funding landscape and achieve synergy with structural funds & simplify further

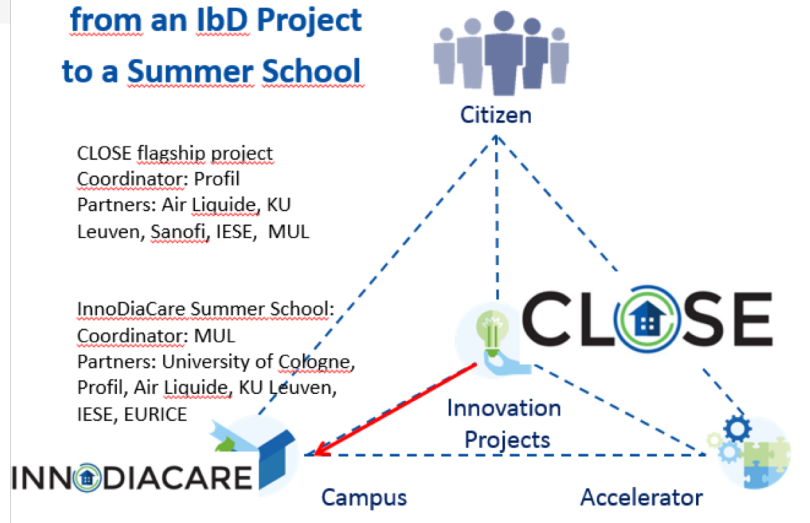


- Synergy of ESIF for Research and Innovation
- EIT - EU-wide innovation networks of education, research, business and other stakeholders.
- Strategies for Smart Specialisation (RIS3)
- synergies with Horizon 2020
- allow R&D structural fund projects within the FP rules (seal of excellence)
- create mechanisms enabling the inclusion in FP projects of research infrastructure financed through ESIF.

❖ Action: cut the number of R&I funding schemes and instruments, make those remaining reinforce each other and make synergy with other programmes work.

8. Mobilise and involve citizens

Case 1: BUILD upon the collaboration: from an IbD Project to a Summer School



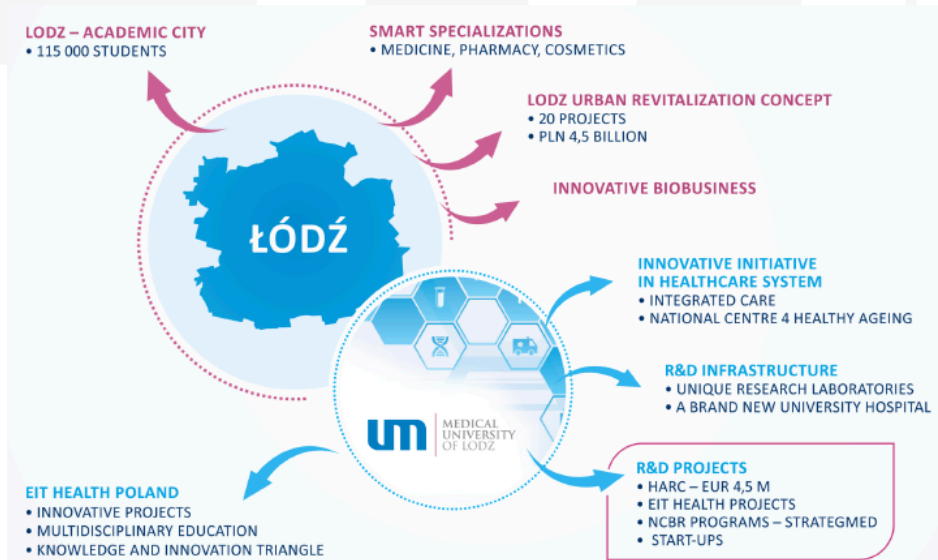
Case 3: GIVING BACK

CoActive project
strengthening the EIP on AHA
Partnership



❖ Action: stimulate co-design and co-creation through citizen involvement.

9. Better align EU and national R&I investment



❖ Action: Ensure EU and national alignment where it adds value to the EU's R&I ambitions and missions.

10. Make international R&I cooperation a trade- mark of EU research and innovation

A Unique European Network

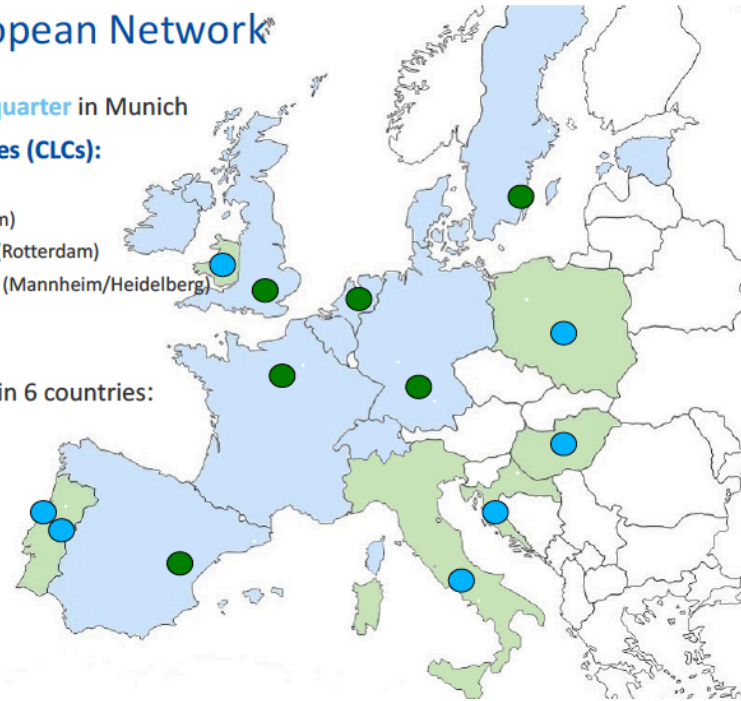
- **International Headquarter** in Munich

- **6 Co-Location Centres (CLCs):**

- UK/Ireland (London)
- Scandinavia (Stockholm)
- Belgium/Netherlands (Rotterdam)
- Germany /Switzerland (Mannheim/Heidelberg)
- France (Paris)
- Spain (Barcelona)

- **7 InnoStars regions** in 6 countries:

- Croatia
- Hungary
- Poland
- Portugal
- Italy
- Wales



- ❖ Action: open up the R&I programme to association by the best and participation by all, based on reciprocal co-funding or access to co-funding in the partner country.



UNIWE
MEDYC
W ŁÓDZ



LAB – FAB – APP

**Investing in the European
future we want**

*Report of the independent High Level Group
on maximising the impact of
EU Research & Innovation Programmes*

Lucyna.Wozniak@umed.lodz.pl