



Universities UK

Funding reform in England

Jovan Luzajic

Senior Policy Analyst

Universities UK

DRIVERS AND INITIAL STATE OF PLAY

- Fiscal austerity, reducing national public deficit
- Increasing participation
- Market liberalisation

REFORMS AND IMPLEMENTATION

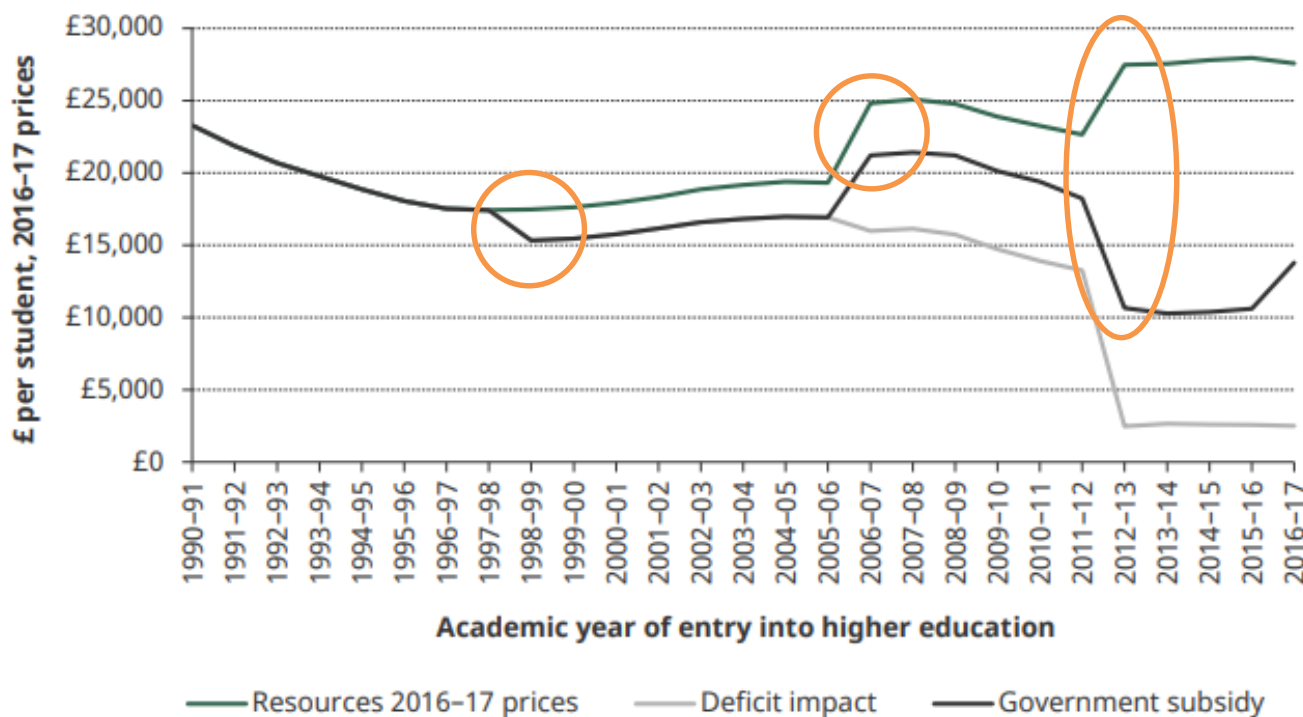
- Increase in fee to £9,000, comparable reduction in teaching and capital grants
- Removal of controls on student numbers
- Entry of new higher education providers
- Access and participation plans
- Teaching Excellence and Student Outcomes framework

Teaching Excellence and Student Outcomes Framework

Aspects of quality:	Teaching Quality	Learning Environment	Student Outcomes and Learning Gain
Criteria:	Teaching quality criteria	Learning environment criteria	Student outcomes and learning gain criteria
Evidence:	Teaching; Assessment and feedback (NSS)	Academic support (NSS); Continuation (HESA/ILR data)	Employment / Highly skilled employment or further study (DLHE)
<ul style="list-style-type: none"> Core and split metrics 	Split metrics		
<ul style="list-style-type: none"> Submission and supplementary metrics 	Provider submission		
	Grade inflation (provider declaration)		Sustained employment / Above median earnings or further study (LEO)
Outcome:	TEF award & Statement of findings		

Impact of reform on institutions

Spending per student in higher education (2016-17 prices)



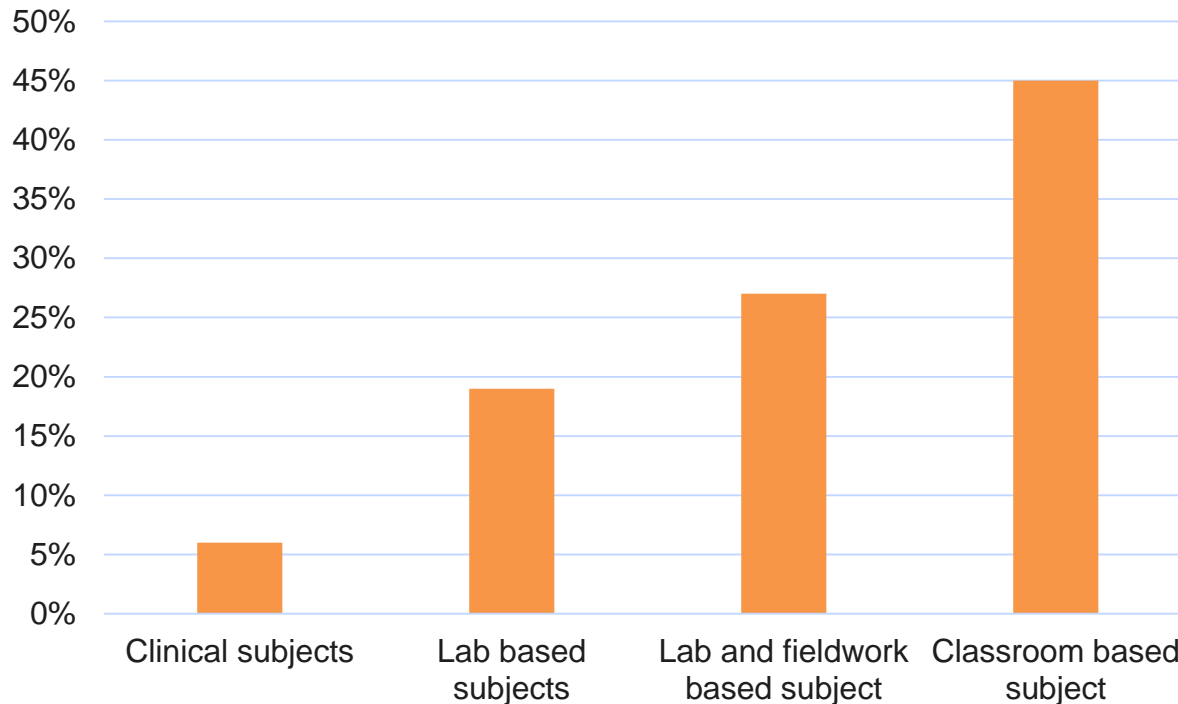
50%
participation rate for young students

-46%
Fall in part-time and mature

81%
Disadvantaged students more likely to attend

Impact of reform on institutions

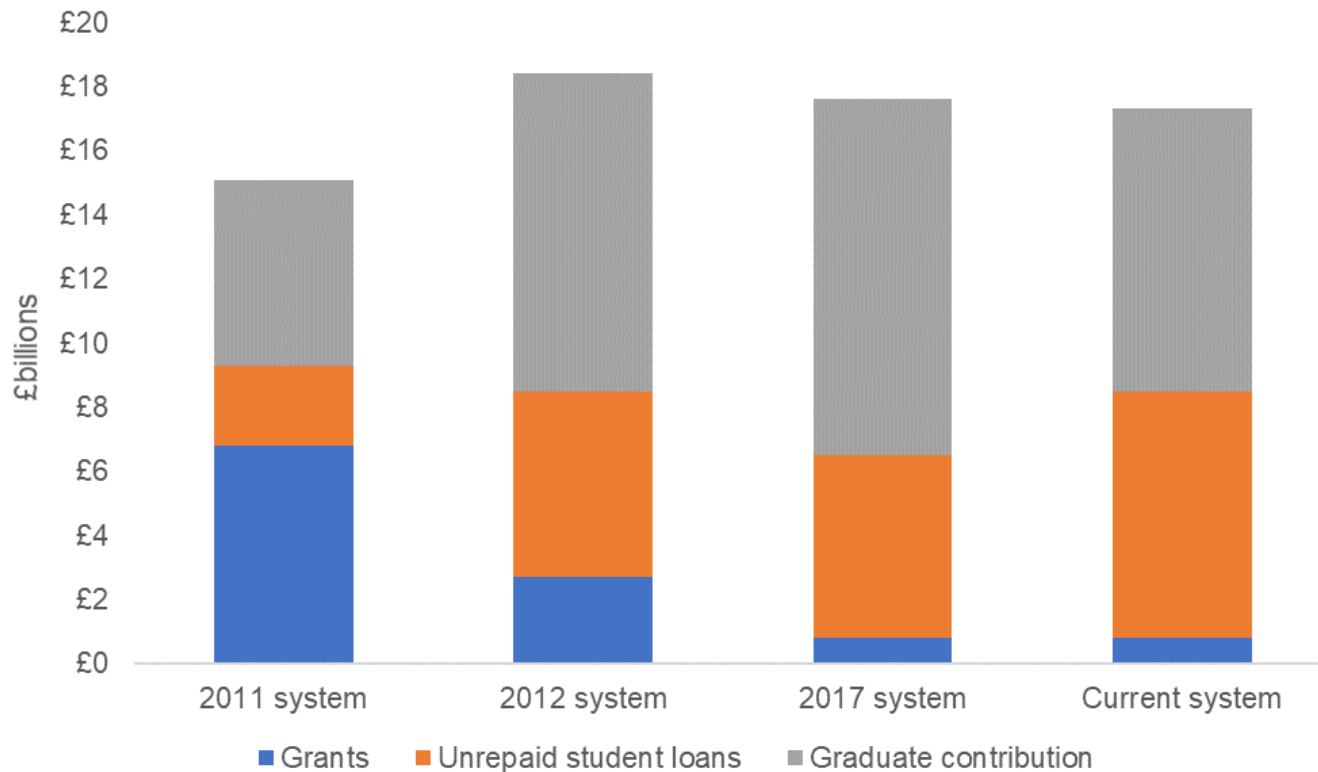
Change in funding per student by subject



- Cross-subsidisation across subjects → Value for money?
- High demand for Science subjects
- Financial incentive for classroom based
- Performance measure incentive for certain subjects

Impact of reform on system

Change in balance of funding for teaching in England





Universities UK

Jovan Luzajic
Senior Policy Analyst
Universities UK